

mobileRx

With the mobileRx® app, you can refill prescriptions on your mobile device. Enter the prescription number, scan the barcode on the prescription label or use your Patient Profile. The app also displays your pharmacy's hours and phone number.

PRESCRIPTION PHARMACY

PRESCRIPTION PHARMACY

215 PESETAS LANE
SANTA BARBARA, CA 93110
805.964.4831



mobileRx®

INSTRUCTIONS FOR REQUESTING
PRESCRIPTION REFILLS ON
YOUR MOBILE DEVICE

mobileRx

With the mobileRx Pharmacy app, you can use an iPhone® or Android™ device to request refills while on the go. Follow the steps below to get started.

GET THE APP

To get started, search for mobileRx Pharmacy in your app store or use your smartphone camera and a QR code reader/scanner application to scan the appropriate QR code to find the app. Then, follow the steps to set up your account and begin entering refills.

Android

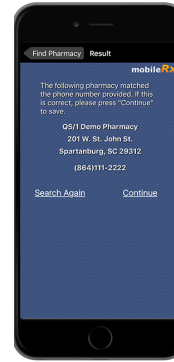


iPhone



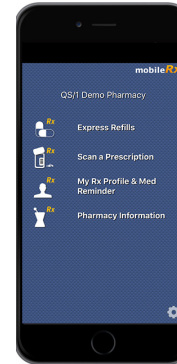
FIND PHARMACY

To use mobileRx, you must find your pharmacy. When the **Select Pharmacy** pop-up displays, tap **Find Pharmacy**, and enter the phone number (**8059644831**). Tap **Search**.



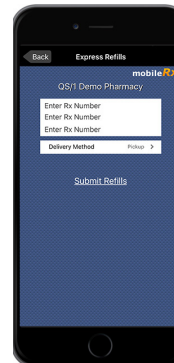
HOME SCREEN

The home screen will then display options for requesting refills. Choose **Express Refills** to enter the prescription numbers or tap **Scan a Prescription** to scan the barcode on your current prescription label.



EXPRESS REFILLS

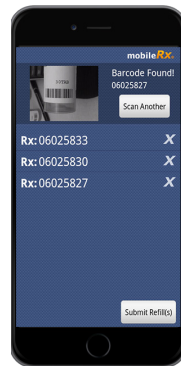
Express Prescription Refills allows you to enter up to three prescription numbers to be refilled at a time. To request more than three refills, repeat the process. Then, tap **Send**.



PRESCRIPTION REFILLS ON THE GO

SCAN PRESCRIPTION

Use your device's camera to scan the barcode on your current prescription bottle's label. Tap **Submit Refill(s)**.



PHARMACY INFORMATION

This screen displays information about your pharmacy, including name, address, phone number and hours of operation. A map to the location is also available.

